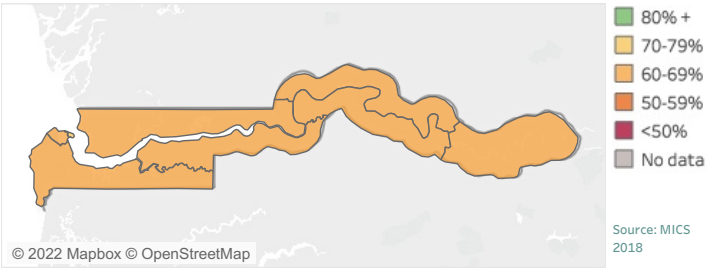


**Composite Coverage Index CCI 64%**



**CONTINUUM OF CARE COVERAGE & EQUITY**

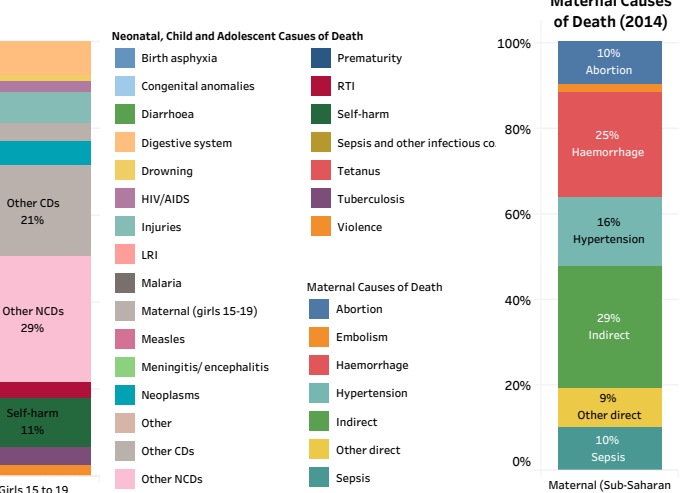
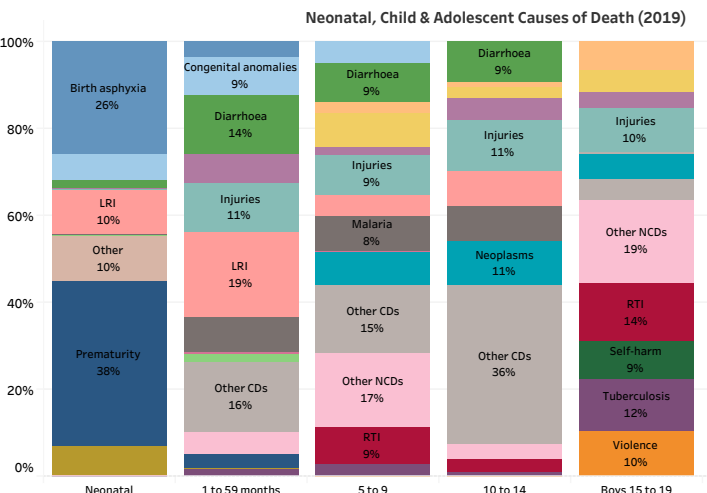
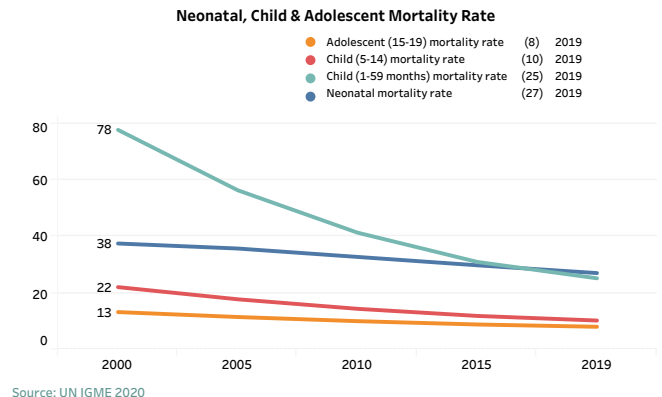
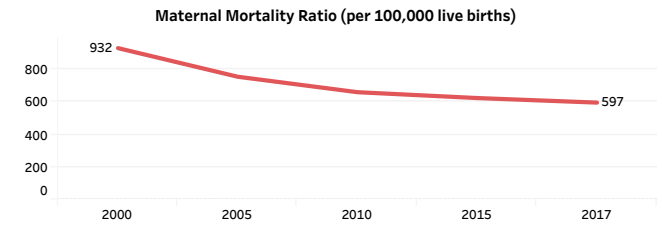
Those in need receiving key interventions, %		20% poorest	20% richest
Pre-pregnancy	Demand for family planning satisfied	DHS 2020	40%
	Antenatal care (4+ visits)	DHS 2020	79%
Pregnancy	Neonatal tetanus protection	WHO GHO	92%
	Treatment of pregnant women living with HIV with ART	Global AIDS Monitoring 2021	46%
	Skilled birth attendant	DHS 2020	84%
Postnatal	Early initiation of breastfeeding	DHS 2020	36%
	Postnatal care for mothers	DHS 2020	88%
	Postnatal care for newborns	MICS 2018	88%
Infancy	Continued breastfeeding (year 1)	DHS 2020	96%
	Exclusive breastfeeding	DHS 2020	54%
	Immunization - DTP3	WUENIC 2021	88%
	Immunization - Measles	WUENIC 2021	85%
	Immunization - PCV3	WUENIC 2021	87%
	Immunization - Rotavirus	WUENIC 2021	90%
Childhood	Careseeking for symptoms of ARI	DHS 2020	70%
	Diarrhoea treatment: ORS	DHS 2020	44%
	Vitamin A supplementation, full coverage	UNICEF Global Database 2021	33%
Environment	Population using at least basic drinking water services	WHO/UNICEF JMP 2020	81%
	Population using at least basic sanitation services	WHO/UNICEF JMP 2020	47%

Equity Source: MICS 2018

**DEMOGRAPHICS**

Category	Indicator	Value	Year
POPULATION	Total population (000)	2,417	2020
	Total under 5 population (000)	410	2020
	Total adolescent population (10-19) (000)	557	2020
BIRTH	Urban population (%)	63	2020
	Total fertility rate (births per woman)	5.1	2020
	Adolescent (15-19 years) birth rate (births per 1000 girls)	68	2016
DEATH	Total Births (000)	91	2020
	Birth registration (%)	58	2018
	Stillbirth rate (per 1000 total births)	22	2019
	Neonatal deaths, as % of all <5	54	2019
	Adolescent (10-19) mortality rate (per 1000 children age 10)	13	2019
CONTEXT	Lifetime risk of maternal deaths (1 in N)	31	2017
	Total maternal deaths	520	2017
	Total under 5 deaths	4,504	2019
	Under 5 mortality rate (per 1000 live births)	52	2019
	Early childhood development index (%)	67	2018
Heidelberg Conflict Barometer (intensity 1-5)	3	2020	
Secondary completion rate, education (upper, female) (%)	28	2019	

**MORTALITY & CAUSES OF DEATH**



Note: Labels not shown where percentage of deaths is < 8% or when the name is long. Hovering over bars shows the name and % value. Enlarged charts can be found on page 4.  
Source for neonatal and children 1 to 59 months: Perin et al., 2021. Lancet Child and Adolescent Health  
Source for ages 5-19: Liu, Li et al., 2021. Lancet Global Health (in press)

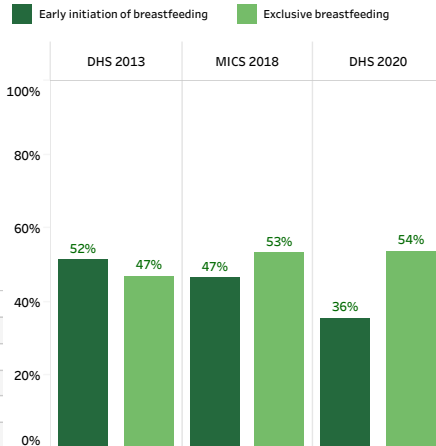
Source: Say, L et al. Global causes of maternal death: a WHO systematic analysis. Lancet Global Health. 2014

**NUTRITION**

**Essential Nutrition Indicators**

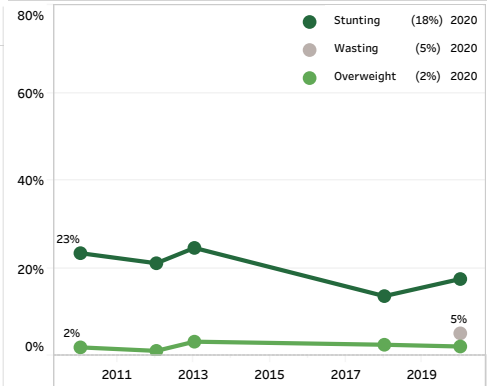
Prevalence of anemia in women aged 15-49	50%	2019
Women of reproductive age, short stature	0%	2019
Iron and folic acid supplements for pregnant women	58%	2019
Baby weighed at birth	59%	2013
Low birth weight prevalence	17%	2015
Minimum dietary diversity (age 6-23 months)	23%	2020
Women (20+) with: BMI > 30 (obese)	15%	2016
Women (20+) with: BMI 25-30 (overweight)	25%	2016
Women (20+) with: BMI < 18.5 (underweight)	9%	2016
Child BMI (age 5-9) Total	13%	2016
Overweight and obese	26%	2016
Underweight	26%	2016
Adolescent BMI (age 10-19) Boys	7%	2016
Overweight and obese	7%	2016
Underweight	33%	2016
Girls	15%	2016
Overweight and obese	15%	2016
Underweight	20%	2016

**BREASTFEEDING PRACTICES**



**CHILD NUTRITIONAL STATUS**

Percentage children under 5 with moderate:

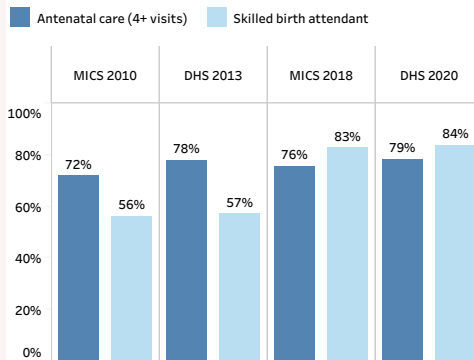


Source: UNICEF/WHO/WB Joint Child Malnutrition Estimates 2021

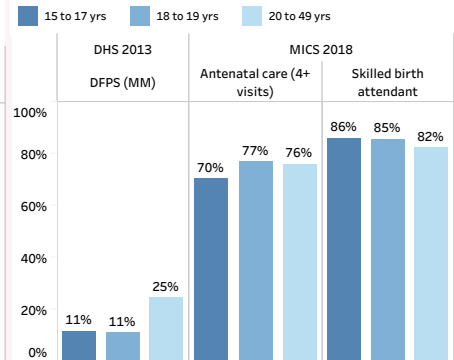
**MATERNAL & NEWBORN HEALTH**

**PREGNANCY & DELIVERY**

Percentage women aged 15-49 years with:



**ADOLESCENT REPRODUCTIVE & MATERNAL HEALTH**



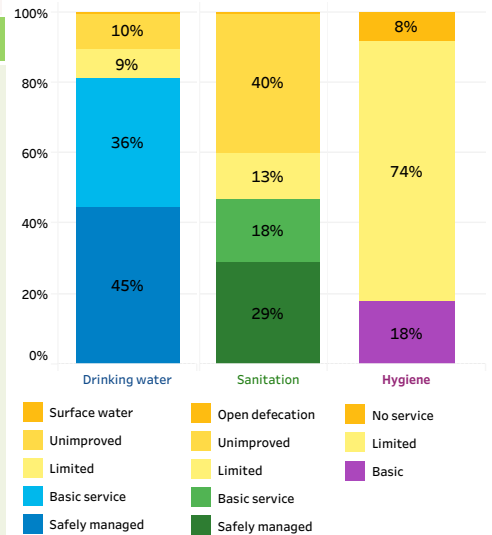
**ADDITIONAL MATERNAL & NEWBORN HEALTH INDICATORS**

First antenatal care visit within the first trimester	46%	2018		
Treatment of pregnant women living with HIV with ART*	46%	2020		
Intermittent preventive treatment for malaria during pregnancy 3+	52%	2020		
Institutional deliveries	Total: 82%	Public: 74%	Private: 8%	2018
Caesarean section rate	Total: 4%	Urban: 5%	Rural: 1%	2018

\*Source: Global AIDS Monitoring and UNAIDS 2021 estimates

**ENVIRONMENT**

Drinking water, sanitation and hygiene coverage (%), 2020

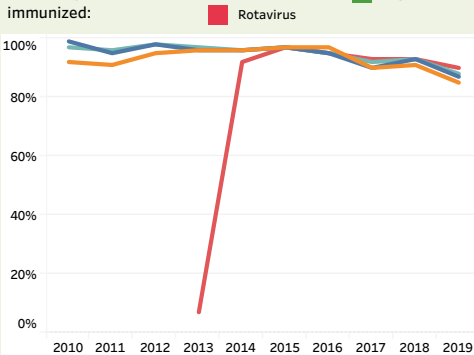


Note: Numbers may not add to 100% due to rounding  
Source: WHO/UNICEF Joint Monitoring Programme 2021

**CHILD & ADOLESCENT HEALTH**

**IMMUNIZATION**

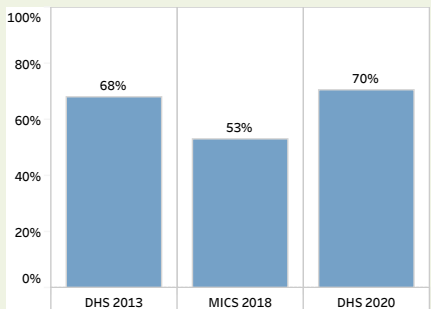
Percentage of children immunized:



Source: WHO/UNICEF Estimates of National Immunization Coverage, July 2021

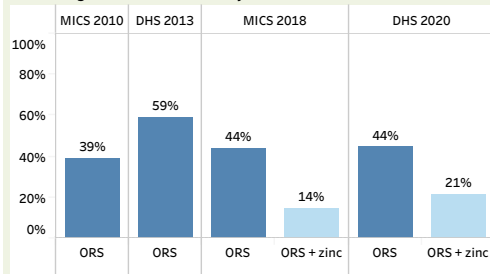
**CARESEEKING FOR ARI SYMPTOMS**

Percentage of children under 5 years with symptoms of acute respiratory infection taken to appropriate health provider:



**DIARRHOEA TREATMENT**

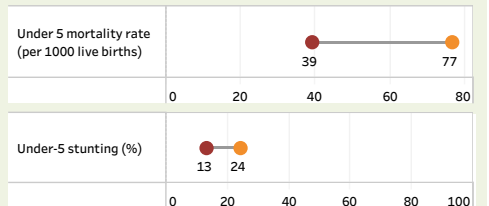
Percentage of children under 5 years with diarrhoea treated with:



**ADDITIONAL CHILD HEALTH INDICATORS**

Population sleeping under ITN or sleeping in a house sprayed by IRS	36%	2020
Children under-5 sleeping under ITNs	44%	2020
Careseeking for fever	64%	2020
Malaria diagnostics in children under-five with fever	70%	2020
Number of children not vaccinated with DTP1	-	

**ADDITIONAL EQUITY INDICATORS**



## POLICIES, SYSTEMS & FINANCING

### LEGISLATIVE POLICIES

Legal age limit exists for adolescents to access family planning without spousal or parental consent

Emergency Contraception	Married Adolescents	No
	Unmarried Adolescents	Yes
Contraceptive Services	Married Adolescents	No
	Unmarried Adolescents	Yes

Source: WHO Sexual, Reproductive, Maternal, Newborn, Child and Adolescent Health Policy Survey 2018-2019

Maternity protection (Convention 183) No

Source: International Labour Organization, NORMLEX information system on International Labour Standards 2021

### GOVERNANCE

Costed national implementation plan(s) for reproductive, maternal, newborn, and child health available

Combined plan	-
Plan with at least one component	-

### Maternal Death Review

A national policy to notify all maternal deaths	Yes
A national maternal death review committee	Yes
A subnational maternal death review committee	Yes
Both national and subnational maternal death review committees	No
Frequency of the national maternal death review committee meetings	Quarterly

Civil society involvement in national maternal, newborn and child health programs Yes

National coordinating body that looks at RMNCAH or its components Yes

National human rights institution mandated/authorized to consider matters related to RMNCAH Yes

Source: WHO Sexual, Reproductive, Maternal, Newborn, Child and Adolescent Health Policy Survey 2018-2019

### SERVICE DELIVERY

Midwives authorized for specific tasks

Manual removal of placenta	Yes
Administration of anticonvulsants	Yes
Administration of oxytocics	Yes
Assisted instrumental delivery by vacuum extractor	Yes
Manual vacuum aspiration for retained products	Yes
Newborn resuscitation with mask	Yes
Parenteral administration of antibiotics	Yes

Source: The State of the World's Midwifery (SoWMy) 2021

Density of doctors (per 10,000 population) 1.07 2019

Density of nurses and midwives (per 10,000 population) 6.06 2019

Proportion of health facilities with a core set of relevant essential medicines available and affordable on a sustainable basis -

Source: The 2021 update, Global Health Workforce Statistics, WHO

### Legal status of abortion

To save a woman's life	Yes
To preserve a woman's physical health	No interpretation was made
To preserve a woman's mental health	No interpretation was made
To preserve a woman's health	No interpretation was made
For economic or social reasons	No interpretation was made
On request	No interpretation was made
In cases of rape	No interpretation was made
In cases of incest	No interpretation was made
In cases of foetal impairment	Yes
In cases of intellectual or cognitive disability of the woman	No interpretation was made

Source: WHO Global Abortion Policies Database, as of July 2021

International code of marketing of breastmilk substitutes	No legal measures	Some provisions of the Code included	Moderately aligned with the Code	Substantially aligned with the Code

Source: World Health Organization, UNICEF, IBFAN. Marketing of breast-milk substitutes: National Implementation of the international code. Status Report 2020. Geneva: World Health Organization; 2020

	Maize flour	Rice	Wheat flour
Legislation on food fortification (wheat, rice, maize)	No or unknown	No or unknown	Mandatory

Source: Food Fortification Initiative. Global Progress. Accessed July 2021

### FINANCING

Per Capita Total Expenditure on Health (US \$) \$22 2018

Government Expenditure on Health per capita (US \$) \$7 2018

Out of pocket expenditure as % of total expenditure on health 29% 2018

General government expenditure on health as % of total government expenditure 4% 2018

Source: WHO Global Health Expenditure Database

ODA+ (US \$)			ODA+ (US \$ millions)	
ODA+ flows to RMNCH per capita	\$6	2019	Total ODA+ flows to RMNCH	14.794
ODA+ to CH per child US	\$5	2019	ODA+ to CH	7.544
ODA+ to MNH per birth	\$1	2019	ODA+ to RMNCH other	4.074
ODA+ to RH per woman of reproductive age	\$19	2019	ODA+ to MNH	2.341
			ODA+ to RH	0.835

Source: Organisation for Economic Co-operation and Development's Development Assistance Committee, London School of Health and Tropical Medicine, July 2021

### ACRONYMS

#### MATERNAL, NEWBORN, CHILD & ADOLESCENT HEALTH INDICATORS

ART = Antiretroviral therapy  
 BMI = Body mass index  
 CCI = Composite coverage index  
 CH = Child health  
 DFPS(MM) = Demand for family planning satisfied with modern methods  
 DTP1 = 1st dose of diphtheria, tetanus toxoid, and pertussis vaccine  
 DTP3 = 3rd dose of diphtheria, tetanus toxoid, and pertussis vaccine  
 HPV = Human papillomavirus  
 ITNs = Insecticide-treated nets  
 MNH = Maternal and newborn health  
 ODA+ = Official development assistance and development finance  
 ORS = Oral rehydration solution  
 PCV3 = 3rd dose of pneumococcal conjugate vaccine  
 RH = Reproductive health  
 RMNCH = Reproductive, maternal, newborn and child health

#### CAUSES OF DEATH

LRI = Lower respiratory infection  
 RTI = Road traffic injuries

#### ORGANIZATIONS, WORKING GROUPS & DATA SOURCES

DHS = Demographic and Health Survey  
 IGME = United Nations Inter-Agency Group for Child Mortality Estimation  
 MICS = Multiple Indicator Cluster Survey  
 MMEIG = UN Maternal Mortality Estimation Interagency Group  
 NS = National Survey  
 UNICEF = United Nations International Children's Fund  
 WB = World Bank  
 WHO = World Health Organization

### ADDITIONAL INFORMATION AND SDG TARGETS ON MATERN..

The map includes the CCI by region. The CCI summarizes coverage for MNCH using a single number. It is calculated as the weighted mean of 8 interventions: demand for family planning satisfied with modern methods, antenatal care (4+ visits), skilled birth attendant, careseeking for acute respiratory infections, ORS, BCG, DTP3 and measles.

- ODA+ refers to the official development assistance estimates generated by LSHTM using the Muskoka 2 method. The methodological approach is explained in detail in the annexes.
- SDG 3.1: By 2030, reduce the global maternal mortality ratio to less than 70 per 100,000 live births
- SDG 3.2: By 2030, end preventable deaths of newborns and children under 5 years of age, with all countries aiming to reduce neonatal mortality to at least as low as 12 per 1,000 live birth and under-5 mortality to at least as low as 25 per 1,000 live births.

### ACKNOWLEDGEMENTS

The country profile was prepared by the Countdown profile team in consultation with the Technical Working Group of Countdown to 2030. The Countdown profile team includes UNICEF, University of North Carolina-Chapel Hill, and North Carolina State University.

More information about indicator sources, definitions and other details can be found at: <https://www.countdown2030.org/2021-annexes>

Neonatal, Child & Adolescent Causes of Death (2019)

Maternal Causes of Death (2014)

