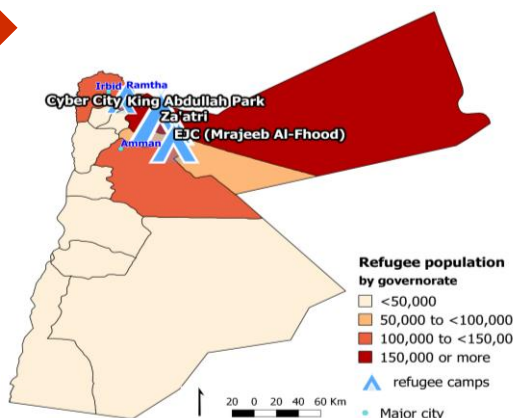
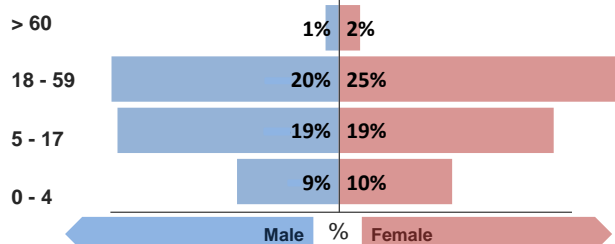


Refugee population

Refugee population (mid-point): **120,376***

Demographic breakdown:



Key facts

Camp opened:
July 2012

* Source of population data:
WFP Distribution Figures

Indicators at a glance

1 Health utilisation rate	8.8	✓
2 Number of consultations per clinician per day	31	✓
3 Hospitalisation rate	3.2	✗
4 Average weekly consultations	13,655	
5 % deliveries attended by skilled personnel	92%	✓
6 Crude Mortality Rate (CMR) (/1000/month)	0.2	✓
7 Under-five Mortality Rate (U5MR) (/1000/month)	0.4	✓
8 Neonatal Mortality Rate (NNMR) (/1000 livebirths)	26.6	✓

Notes

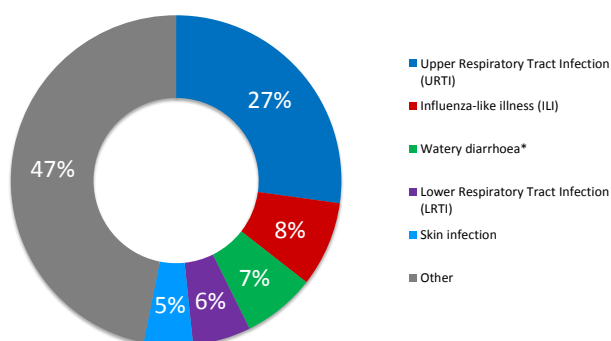
This public health profile for Za'atri refugee camp is compiled from health facility data from the following partners:

- French Field Hospital
- Gynécologie Sans Frontières
- IMC Clinic
- JHAS Clinic
- Jordan Italian Field Hospital
- MDM Clinics 1 and 2
- MSF Hospital
- Moroccan Field Hospital
- Saudi Clinic

Data is collected using standardised Health Information System (HIS) data collection and reporting tools and aims to be as accurate as possible.

Morbidity

Acute health conditions (%)



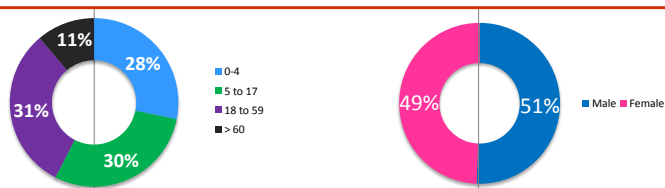
Top 5 acute health conditions

	% morbidity	# of cases
1 Upper Respiratory Tract Infection (URTI)	27%	136,185
2 Influenza-like illness (ILI)	8%	41,751
3 Watery diarrhoea*	7%	35,704
4 Lower Respiratory Tract Infection (LRTI)	6%	24,054
5 Skin infection	5%	28,461
- Other	47%	257,959

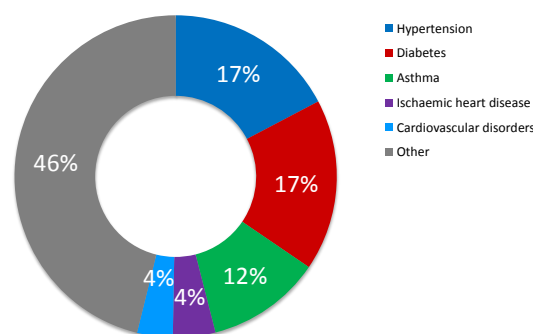
Breakdown of acute health conditions

by age

by gender



Chronic health conditions (%)



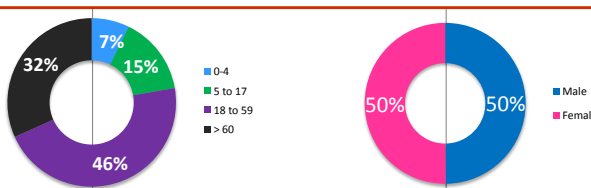
Top 5 chronic health conditions

	% morbidity	# of cases
1 Hypertension	17%	25,492
2 Diabetes	17%	25,375
3 Asthma	11%	16,962
4 Ischaemic heart disease	4%	6,275
5 Cardiovascular disorders	3%	5,275
- Other	47%	67,997

Breakdown of chronic health conditions

by age

by gender



UNHCR gratefully acknowledges the support of the following partners:



Public Health

Health Impact

	Indicator	Standard	
Crude Mortality Rate (CMR) (/1000/month)	0.2	< 1.5	✓ 2
Under-five Mortality Rate (U5MR) (/1000/month)	0.4	< 3.0	✓ 2
Neonatal Mortality Rate (NNMR) (/1000 livebirths)	26.6	< 40	✓

Access and utilization

No. of health facilities	8	1 : 15047	1 : < 10,000	✗
Total number of consultations	710,061			
Health utilisation rate	8.8	1 - 4		✓ 2
No. of consultations per trained clinician per day	31	< 50		✓ 2

Outbreak Alert and Response

Number of outbreaks reported	1	
% of outbreaks investigated within 48 hours	100%	100%

Laboratory

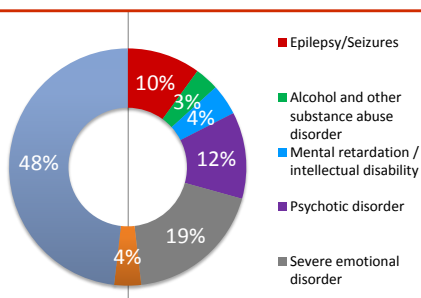
Number of laboratory samples	21967	
------------------------------	-------	--

Immunization

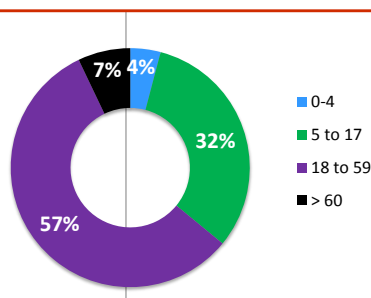
Measles vaccination rate	> 95%	?
Full vaccination rate	> 95%	?
Program drop-out rate	< 10%	?
Vaccine wastage rate	< 8%	?

Breakdown of mental health conditions

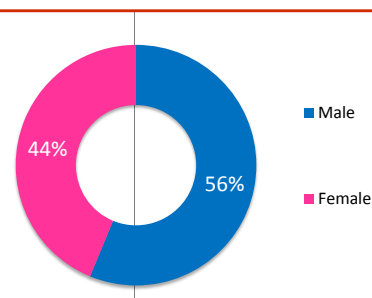
By cause



By age

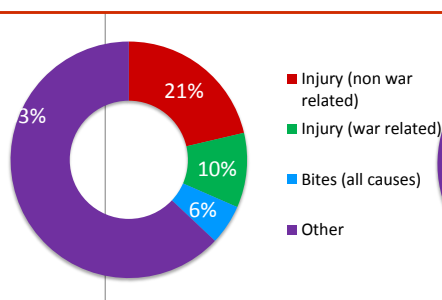


By gender

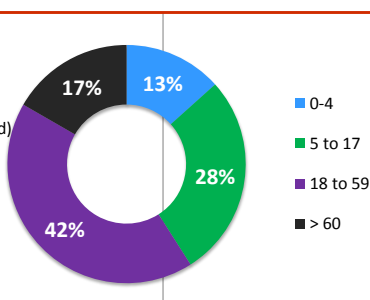


Breakdown of injuries

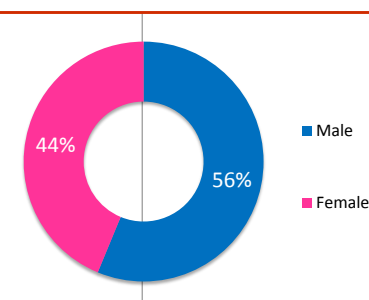
By cause



By age



By gender



In-patient and referral

In-patient department	Indicator	Standard
Hospitalisation rate (/1000/month)	3.2	

Reproductive Health

Antenatal care

Coverage of antenatal care (4 or more visits)	26%	≥ 90%	✗
Coverage of TT vaccination	7%	≥ 90%	✗
Coverage of anaemia screening in pregnancy	76%	≥ 90%	?

Delivery care

Proportion of deliveries attended by skilled personnel	92%	≥ 90%	✓
Proportion of deliveries performed by caesarean section	17%	5 - 15%	✓
Proportion of low birth weight deliveries (<2500g)	8%	< 15%	✓

Postnatal care

Coverage of postnatal care	69%	≥ 90%	✗
----------------------------	-----	-------	---

Maternal mortality

Number of maternal deaths reported	0	
------------------------------------	---	--



View interactive maps
and statistics online

<http://twine.unhcr.org>

Legend:

✓ Standard met

⚠ Interpret data with care

⚠ Standard borderline

? Data missing

✗ Standard not met